



MAST SPECIFIC CONNECTION

WAVE BOOMS / RDM MAST CUP / 36mm
FLATWATER BOOMS / SDM MAST CUP / 48mm
NO ADAPTER TO LOSE
DIRECT CONNECTION
NO UNNECESSARY WEIGHT



MAXIMISED SURFACE CONTACT

NO SLIPPAGE
NO NEED TO OVERTIGHTEN



PROGRESSIVE VERTICAL FLEX

REDUCED POINT LOADING = LESS BROKEN MASTS



HIGH TENSILE 8mm BOLTS

INCREASED DIAMETER = LESS BENDING



ERGONOMIC LEVER

15% LONGER = EASY CLOSURE
TEXTURED FINGER GRIPS = EASY OPEN




LEVER BEARINGS

SMOOTH FRICTION FREE ACTION



INTEGRATED BUMPER

BOARD PROTECTION



ORIGINAL CLAM CLEAT

EASY ROPE ADJUSTMENT
LESS ROPE WEAR



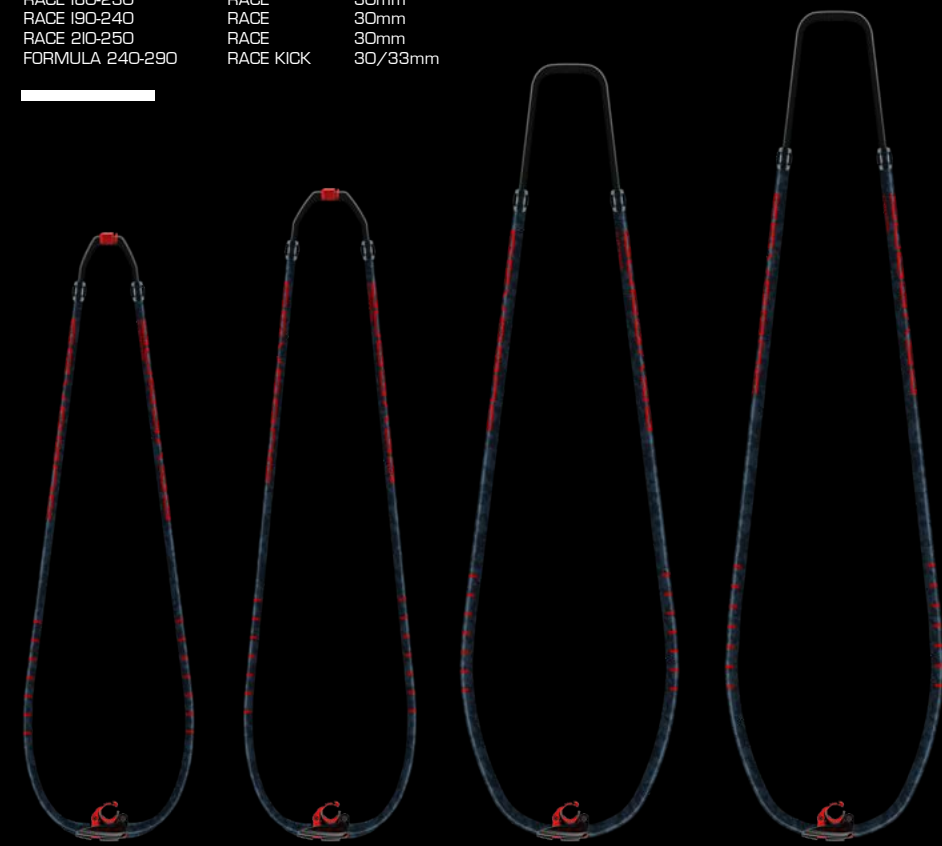


ENIGMA_100% CARBON

100% pre-preg carbon booms. Built for wave, slalom and formula.
 The custom carbon manufacture of the ENIGMA booms has one main objective; to produce the best stiffness to weight ratio. Unique methods have been developed to enhance the manufacture with every boom built individually with the emphasis on technology, not mass production. ENIGMA Hardware transforms your entire rig; the ultimate combination of lightweight, stiffness, ergonomics and geometry.

- / PRE-PREG CARBON CONSTRUCTION
- / LOCKJAW
- / UNI-GRIP EVA

SIZE	PROFILE	DIAMETER
WAVE 140-190	WAVE	25mm
WAVE 150-200	WAVE	25mm
FREEMOVE 160-210	FREEMOVE	27mm
FREEMOVE 170-220	FREEMOVE	27mm
RACE 180-230	RACE	30mm
RACE 190-240	RACE	30mm
RACE 210-250	RACE	30mm
FORMULA 240-290	RACE KICK	30/33mm



ENIGMA_RACE BOOM

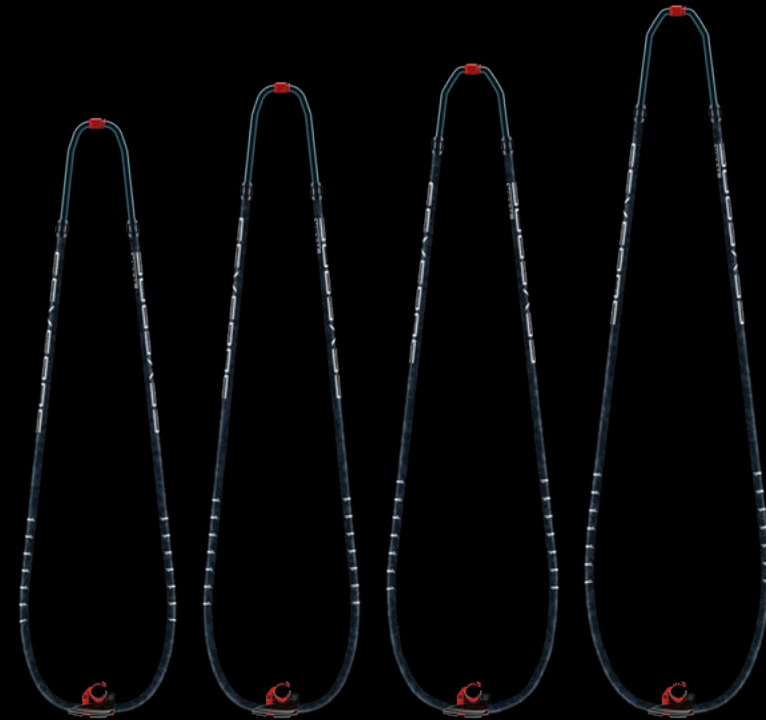
LIGHTER. STIFFER. FASTER.

Developed for our pro-race team, the new Enigma Race boom is a major upgrade. Significantly lighter and stiffer to maximise performance and control.

Both front and tail sections are massively oversized to achieve unprecedented levels of stiffness. This allows the grip area to use a smaller diameter than other race booms for more comfort and less rider fatigue.

Constructed entirely in high-end pre-preg carbon, the EnigmaRace is the new benchmark.

- UPGRADES FOR 2019**
- / HIGH END CARBON
- / OVERSIZED FRONT AND TAIL
- / REDUCED WEIGHT

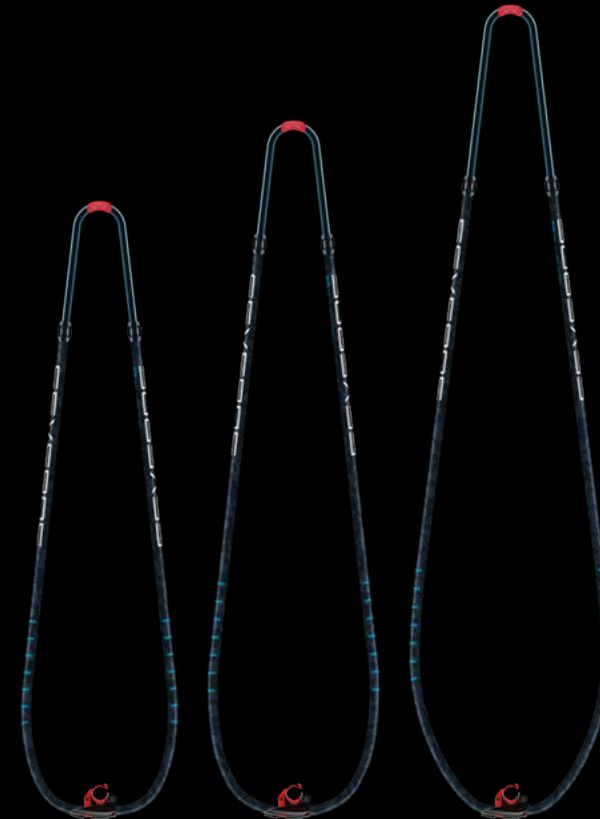


METAL
26mm ALUMINIUM WAVE

The METAL boom is a T8 aluminium monocoque construction wave boom. It is designed for lighter riders with reduced diameter grip for grip comfort.

- / LOCK JAW
- / 26MM DIAMETER
- / T8 ALUMINIUM MONOCOQUE CONSTRUCTION
- / UNI-GRIP EVA

SIZE	PROFILE	DIAMETER
140-190	WAVE	26mm
150-200	WAVE	26mm
160-210	FREEMOVE	26mm
170-220	FREERIDE	26mm

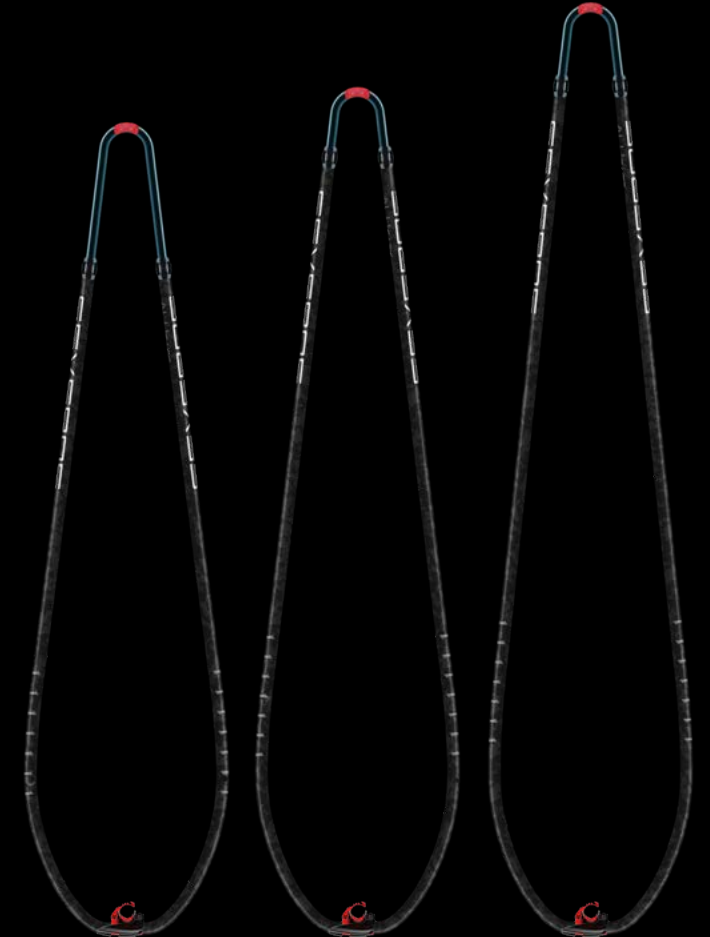


BLUELINE
29mm ALUMINIUM

Variable profiles and a solid 29mm T8 aluminium makes the BLUELINE boom the perfect all rounder. Wave profile in the smallest size, freemove profile in the middle size and race profile in the largest size

- / LOCK JAW
- / DURABLE 29MM ARM DIAMETER
- / 60CM TAIL PIECE FOR MAXIMUM RANGE
- / T8 ALUMINIUM MONOCOQUE CONSTRUCTION
- / UNI-GRIP EVA

SIZE	PROFILE	DIAMETER
140-200	WAVE	29mm
160-220	FREEMOVE	29mm
180-240	RACE	29mm



ALU RACE
ALUMINIUM RACE

Severne has made racing more affordable by introducing the stiffest aluminium race boom. This breakthrough race boom design has been achieved through optimization of wall thickness and a larger boom diameter towards the back.

- / LOCK JAW
- / DURABLE 29MM ARM DIAMETER
- / 60CM TAIL PIECE FOR MAXIMUM RANGE
- / T8 ALUMINIUM MONOCOQUE CONSTRUCTION
- / UNI-GRIP EVA

SIZE	PROFILE	DIAMETER
190-240	RACE	29/33.3 mm
220-250	RACE	29/33.3 mm
250-270	RACE	29/33.3 mm